



In This Issue

Insects, Mites, and Nematodes

- Extremely Low Black Cutworm Moth Catches, Hopefully Good News
- Consider Corn Borer-Bt for Replanting of Corn
- Black Light Trap Catch Report
- Black Cutworm Adult Pheromone Trap Report

Weeds

- Glyphosate Resistant Horseweed (Marestail) Found in 9 More Indiana Counties

Agronomy

- Frosted Beans: Should I Replant?
- Some Mid-April Planted Corn in Trouble

Weather Update

- Temperature Accumulations

Insects, Mites, And Nematodes

Extremely Low Black Cutworm Moth Catches, Hopefully Good News – *(John Obermeyer, Christian Krupke, and Larry Bledsoe)*

- Moth captures are very low this spring.
- Few weather fronts have originated from the Southwest this season.
- Early tillage and planting this spring have eliminated weedy egg-laying sites.
- Scouting is the only way to know if cutworm are present and damaging the crop.

Black cutworm pheromone trap cooperators continue to faithfully report their week's catches, but most are certain that something is wrong. Refer to this week's trap report and see very few captures; that has been the case throughout the spring. Comparing moth captures from the previous four years, see graph, it is obvious that black cutworm moth arrival into Indiana has almost been non-existent. Not only Indiana, but abnormally low moth captures have been reported throughout the Midwest.

This certainly has not been a "normal" year for weather patterns. Normally, moist (i.e., rain) air currents sweeping up from the Gulf States, Texas, and Mexico (i.e., warm) literally lift these moths into the upper atmosphere and carry them into the Midwest. The direction that these weather systems move and the number of moths captured soon afterward give us an idea of when and how much black cutworm damage will occur. Obviously, this is not an exact science, considering all the possible errors with traps numbers, etc., but it has worked nicely in the past.

Checking weather (Indiana Climate Page) from mid-March to present, indicates only 6 days with surface wind directions from the Southwest coupled with moderate air temperatures. Obviously, with the cool temperatures of late, much of our weather influence has come from the north. Also, tillage and planting conditions this spring have eliminated many weedy fields that attract moth egg laying. So, what few moths that have arrived into the state, have not experienced Hoosier Hospitality this spring.

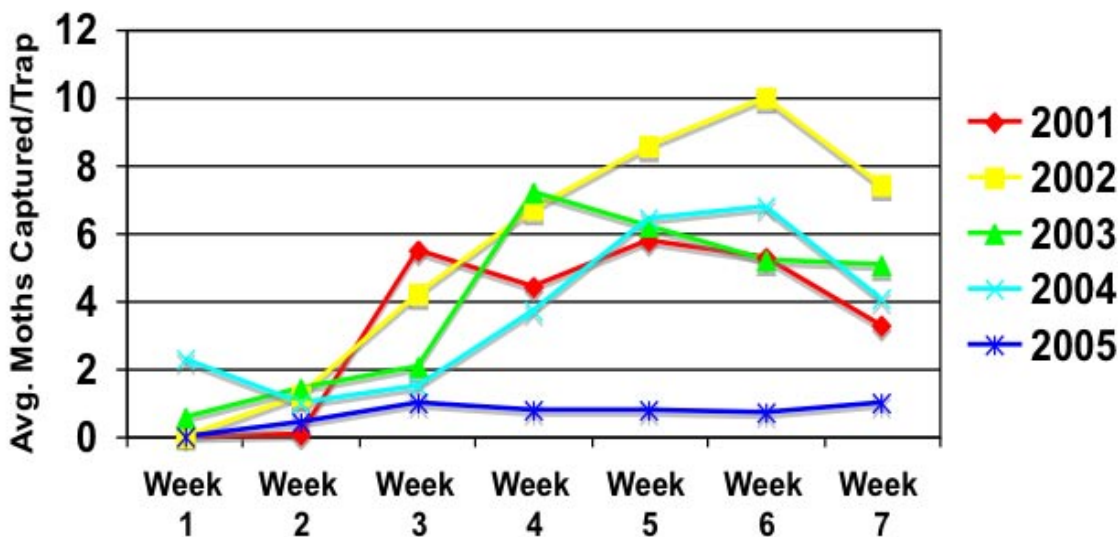
Will there be any black cutworm damage to corn this spring? Troy Jenkins, Fulton-Marshall County Coop, is one of our pheromone cooperators that hasn't caught any moths but has reported some larval damage to corn within miles of his trap. Again, moth trapping and damage predictions is not perfect. We continue to advocate scouting in those emerging fields to "ground truth" the science.

Consider Corn Borer-Bt for Replanting of Corn –
(John Obermeyer)

Because replanted corn will be late to pollinate compared to most neighboring fields, second-generation corn borer moths (European and/or Southwestern) will be attracted to these fields for egg-laying. If producers have an option in seed selection, they may consider using Bt for corn borer in their replanted acres. This "built-in" protection may protect yield and reduce harvest losses from later-season corn borer damage.



Black Cutworm Trap Comparisons
2001 - 2005



Black Light Trap Catch Report - (John Obermeyer)

County/Cooperator	4/26/05 - 5/02/05							5/03/05 - 5/9/05						
	VC	BCW	ECB	SWCB	CEW	FAW	AW	VC	BCW	ECB	SWCB	CEW	FAW	AW
Dubois/SIPAC Ag Center	1	0	0	0	0	0	3	1	0	0	0	0	0	5
Jennings/SEPAC Ag Center	0	0	0	0	0	0	1	0	1	0	0	0	0	0
Knox/SWPAC Ag Center	0	1	0	0	0	0	1	0	1	0	0	0	0	1
LaPorte/Pinney Ag Center	0	0	0	0	0	0	0	0	0	0	0	0	0	1
Lawrence/Feldun Ag Center	0	0	0	0	0	0	1	0	0	0	0	0	0	13
Randolph/Davis Ag Center	0	0	0	0	0	0	1	0	0	0	0	0	0	0
Tippecanoe/TPAC Ag Center	0	0	0	0	0	0	0	0	0	0	0	0	0	4
Vermillion/Hutson	0	0	0	0	0	0	0	0	2	0	0	0	0	0
Whitley/NEPAC Ag Center	0	1	0	0	0	0	2	0	1	0	0	0	0	16

VC = Variegated Cutworm, BCW = Black Cutworm, ECB = European Corn Borer, SWCB = Southwestern Corn Borer, CEW = Corn Earworm, FAW = Fall Armyworm, AW = Armyworm

Black Cutworm Adult Pheromone Trap Report
Week 1 = 4/28/05 - 5/4/05 Week 2 = 5/5/05 - 5/11/05

County	Cooperator	BCW Trapped	
		Wk 1	Wk 2
Adams	Roe/Mercer Landmark	3	3
Allen	Gynn/South Wind Farm	0	0
Benton	Babcock/AgroKey	-	-
Clay	Smith/Growers Co-op (Brazil)	-	0
Clay	Smith/Growers Co-op (Clay City)	-	1
Elkhart	Kauffman/Crop Tech Inc.	0	-
Fountain	Hutson/Purdue CES	0	0
Fulton	Jenkins/Fulton-Marshall Co-op	0	0
Gibson	Hirsch Farms	0	0
Greene	Maruszewski/Worthington Pioneer	3	2
Knox	Growers Co-op (Fritchton 1)	-	0
Knox	Growers Co-op (Fritchton 2)	-	0
Knox	Smith/Growers Co-op (Oaktown)	-	0
Lake	Kliene Farms (1)	1	1
Lake	Kliene Farms (2)	1	0
Marshall	Barry/Fulton-Marshall Co-op	0	0
Marshall	Shanks/Plymouth Pioneer	0	0
Newton	Babcock/AgroKey	-	-
Putnam	Nicholson/Consultant	1	1
Randolph	Boyer/Davis-Purdue Ag Center	0	0
Rush	Tacheny/Pioneer Hi-Bred	0	15
Shelby	Gabbard/Shelby Co. CES	-	-
Sullivan	Growers Co-op (Sullivan E)	-	0
Sullivan	Growers Co-op (Sullivan W)	-	0
Sullivan	Growers Co-op (New Lebanon)	-	0
Tippecanoe	Obermeyer/Purdue CES	2	0
Tipton	Johnson/Pioneer	1	-
Vermillion	Hutson/Purdue CES	0	0
Warren	Babcock/AgroKey	-	-
White	Reynolds/Vogel Popcorn	0	0
Whitley	Walker/NEPAC	0	-

Bug Scout



I didn't think it was cutworm damage!

Weeds

Glyphosate Resistant Horseweed (Marestail) Found in 9 More Indiana Counties – (Bill Johnson and Vince Davis)

We have just completed screening of horseweed (marestail) seed samples collected in the fall of 2004 for tolerance to glyphosate. The purpose of this article is to briefly summarize the methods used in this process and show the newest counties which have documented populations of glyphosate-resistant horseweed.

This project is a three-year process in which we will intensively sample 48 of Indiana's 92 counties for the presence of glyphosate-resistant horseweed. We initiated the project in 2003 with the idea that we would sample 16 counties each year. In each county surveyed, twenty to forty randomly predetermined GPS coordinates are selected with a mapping software program. When we arrive at the coordinate, we drive to the first soybean field after the coordinate. We enter the field and look for horseweed seed heads protruding through the soybean canopy. If horseweed is found, seed heads are collected from 40 plants and placed in a container for transport back to campus. The seed heads are composited for an individual field and seed is removed from the plant, cleaned and kept separate from other seed sources. When we are ready to screen the samples, a small volume of seed is planted into a large flat and after several hundred plants emerge, 12 individual plants are transplanted into smaller flats.

When the rosettes of transplanted plants are 2 to 3 inches wide, they are sprayed with a 2X rate of Roundup Weathermax (44 oz/A of product or 1.5 lb ae/A) + AMS (2.5 lb/A) in 20 GPA carrier volume. At 3 to 4 weeks after treatment, plants are visually rated for % biomass reduction and the number of live and dead plants from each field are counted. We use a combination of overall biomass reduction values and presence of live plants which show little if any effect of glyphosate to determine whether or not to call a population resistant. For more information on how the survey is conducted and locations of other glyphosate resistant weed populations, see our horseweed website at <www.btny.purdue.edu/weedscience/marestail/counties/index.html>.

Our 2004 results show that glyphosate-resistant horseweed (marestail) can now be found in Clay, Delaware, Knox, Madison, Park, Posey, Putnam, Tipton, and Warrick counties (Table 1). The bad news is that glyphosate-resistant populations have now been found in 28 out of Indiana's 92 counties. The good news is that the prevalence of escaped horseweed in soybean fields in the regions sampled in 2004 is much lower than the region sampled in 2003, which included 10 counties in southeast Indiana and 6 other counties spread throughout Indiana. In 2003, we found escaped horseweed in about 390 out of 780 sites sampled (roughly 1 out of every 2 sites sampled). In 2004, we sampled 16 counties in an

area from Evansville north to Crawfordsville, then east to Richmond. Escaped horseweed was found at roughly 1 out of every 6 sites or about 60 out of 360 sites sampled.

Table 1. New counties in Indiana where glyphosate-resistant horseweed was found in the 2004 glyphosate-resistant horseweed survey.

County	No. of sites glyphosate resistant horseweed found	No. of sites horseweed found	Region of Indiana
Clay	2	5	WC
Delaware	2	6	EC
Knox	1	2	SW
Madison	3	6	C
Park	1	3	WC
Posey	2	2	SW
Putnam	2	6	WC
Tipton	1	3	C
Warrick	5	9	SW

Management of this weed in soybean will continue to be an issue for growers in these areas to consider when planning their weed management program. At this point in the season, if soybeans are already planted and you suspect you have glyphosate-resistant horseweed, the only effective in-crop control options would be tankmixes of glyphosate with Classic or FirstRate. We have screened several of the 2003 populations for tolerance to ALS inhibitors such as Classic and FirstRate. To date, we have found that about 20% of the populations that are resistant to glyphosate are also resistant to Classic or FirstRate. Conversely, we have found that about 1/3rd of the populations that were not resistant to glyphosate, but were resistant to Classic or FirstRate. The good news is that ALS resistance has been found in relatively low percentages of glyphosate-resistant populations, but appears to be more prevalent in populations that are not glyphosate-resistant.

Our glyphosate-resistant horseweed research and extension efforts are supported the Indiana Soybean Board, USDA's Critical and Emerging Pest Program, Monsanto, Syngenta, BASF, Valent, Dupont, Dow AgroSciences, and Bayer.

Agronomy Tips

Frosted Beans: Should I Replant? – (Shawn Conley)

There have been a few reported cases of early planted soybean fields that were frosted in last week's cold temperatures. As growers and industry inspect these fields it is critical to identify which plants are living and which plants most likely will die due to this damage. In soybean once the cotyledons emerge from the soil, the growing point is above the ground and exposed to the environment. Soybean can withstand temperatures down to 28°F; unfortunately there were several areas around the state last week that were at or below this temperature threshold. When inspecting a soybean plant for crop injury first inspect the hypocotyl region (area above ground but below the cotyledons). If the hypocotyl region is water soaked or discolored that plant is dead (Image 1). If the hypocotyl and cotyledons remain green, but the unifoliolate leaves appear dead the plant most likely will remain alive. Soybean axillary buds develop at each leaf axil, including the cotyledon axil, if this region remains alive soybean growth will continue.

such as Roundup Ready Soybean and the ever increasing price in seed it may prove economical to keep the reduced soybean stand and manage it accordingly.



Image 2



Some Mid-April Planted Corn in Trouble – (Bob Nielsen)

- Fields planted mid-April that experienced not only cold temperatures, but also significant rainfall (2 to 4 inches) during the latter part of April may suffer significant stand loss due to seedling disease development.
- Suspect fields should be inspected throughout this coming week; especially lower lying areas where saturated soils were more prevalent in the last couple weeks.



Image 1

Before making the decision to replant remember to scout the entire field. Subtle difference in microenvironments across the field will dictate the extent of stand loss (Image 2) especially when the temperature was so close to the injury temperature threshold of 28°F. Also remember that soybean is an extremely resilient crop. Purdue University research indicates that soybean stand populations of 80,000 plants per acre will yield 96 and 100% of maximum yield in 7.5 and 30" rows, respectively. With weed management tools

I visited a number of fields in east central Indiana Friday afternoon that had not yet emerged even though the calendar was approaching three weeks since they had been planted. More importantly, apparent seedling disease development in these fields was widespread and eventual stand establishment may be poor enough to merit replanting. The common combination of factors among these fields was mid-April planting (5 to 6 days prior to the recent cold snap) followed by the onset of cold soils (too cool to sustain germination), heavy rainfall, short-term ponding, saturated surface soils, surface soil crusts, and (eventually) seedling diseases.

Plant pathologists often remind us that one of the consequences of cold wet soils, delayed corn emergence, and slow seedling growth is the higher risk of seedling disease development as the seed-applied fungicides slowly deteriorate following the first two to three weeks after planting (Malvick, 2005; Robertson, 2005; Thomison & Lipps, 2005). Indeed, one of the common denominators among most of the pre-emergence seedlings I looked at last Friday was a discoloration and/or outright death of the radicle root, coleoptile, or scutellar node symptomatic of seedling disease development.



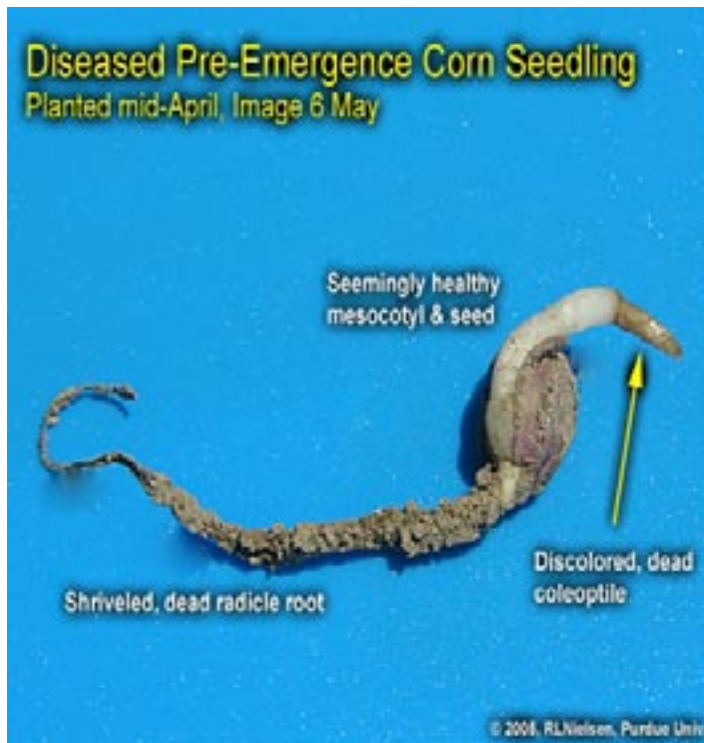
A healthy pre-emergence corn seedling.



Pre-emergence corn seedling with visual symptoms of seedling disease.



Pre-emergence corn seedling with visual symptoms of seedling disease.



Pre-emergence corn seedling with visual symptoms of seedling disease.



Pre-emergence corn seedling with visual symptoms of seedling disease.

Growers should visit fields not yet emerged or recently emerged and carefully inspect seedlings for symptoms of disease; especially lower lying areas where saturated soils were more prevalent. A decision to replant based on inspections of pre-emergence seedlings can be difficult primarily because most of us don't have the patience nor the time to thoroughly sample a field on our hands and knees digging up seedlings. The consequences of seedling disease on the success of emergence and initial stand establishment will become more apparent by the end of this week, if not sooner. Once emergence occurs (or not), growers will be able to more easily assess healthy plant populations and make a replant determination. Remember to use my replant worksheet (Nielsen, 2003) to help estimate the yield and dollar returns to replanting if the economics of the decision are not obvious.

Related References

Jackson, Tamra. 2005. Conditions right for seedling diseases in corn and sorghum. Nebraska CropWatch Newsletter, Univ. of Nebraska Institute of Agriculture and Natural Resources Cooperative Extension. Available online at <<http://cropwatch.unl.edu/archives/2005/crop05-9.htm#disease>> [URL verified 5/8/05].

Malvick, Dean. 2005. Corn Seed and Seedling Diseases. Illinois Pest & Crop Bulletin. Univ. of Illinois. Available online at <www.ipm.uiuc.edu/bulletin/article.php?issueNumber=6&issueYear=2005&articleNumber=3> [URL verified 4/29/05].

Nafziger, Emerson. 2005. The Good, the Bad, and the Unsightly. Illinois Pest & Crop Bulletin. Univ. of Illinois. Available online at <www.ipm.uiuc.edu/bulletin/article.php?issueNumber=7&issueYear=2005&articleNumber=10> [URL verified 5/8/05].

Nielsen, R.L. (Bob). 2003. Estimating Yield and Dollar Returns from Corn Replanting. Purdue Univ. Cooperative Ext. Service Publication AY-264-W. Available online at <www.agry.purdue.edu/ext/pubs/AY-264-W.pdf> [URL verified 4/28/05].

Nielsen, R.L. (Bob). 2005a. I've Got The Corny Stand Establishment Blues.... Corny News Network, Purdue Univ. Available online at <www.kingcorn.org/news/articles.05/StandEstablishment-0503.html> [URL verified 5/8/05].

Nielsen, R.L. (Bob). 2005b. Stress Continues for Corn Growing Under Refrigerated Conditions. Corny News Network, Purdue Univ. Available online at <www.kingcorn.org/news/articles.05/RefrigCorn-0429.html> [URL verified 5/3/05].

Purdue/Ohio State AgAnswers. Cool temperatures send shivers up grower's backs. Purdue Univ. & Ohio State Univ. Available online at <www.agriculture.purdue.edu/agcomm/aganswers/story.asp?storyID=3939> [URL verified 5/8/05].

Robertson, Alison. 2005. Cool temperatures favor corn seedling diseases. Iowa Integrated Crop Management Newsletter. Iowa State Univ. Available online at <www.ipm.iastate.edu/ipm/icm/2005/5-2-2005/cool.html> [URL verified 5/8/05].

Thomison, Peter and Patrick Lipps. 2005. Impact of Freezing Temperatures and Snow on Corn Survival. Crop Observation Reporting Network, Ohio State Univ. Available online at <<http://corn.osu.edu/index.php?setissueID=80#D>> [URL verified 4/29/05].

For other Corny News Network articles, browse through the CNN Archives at <www.kingcorn.org/news/archive.html>.

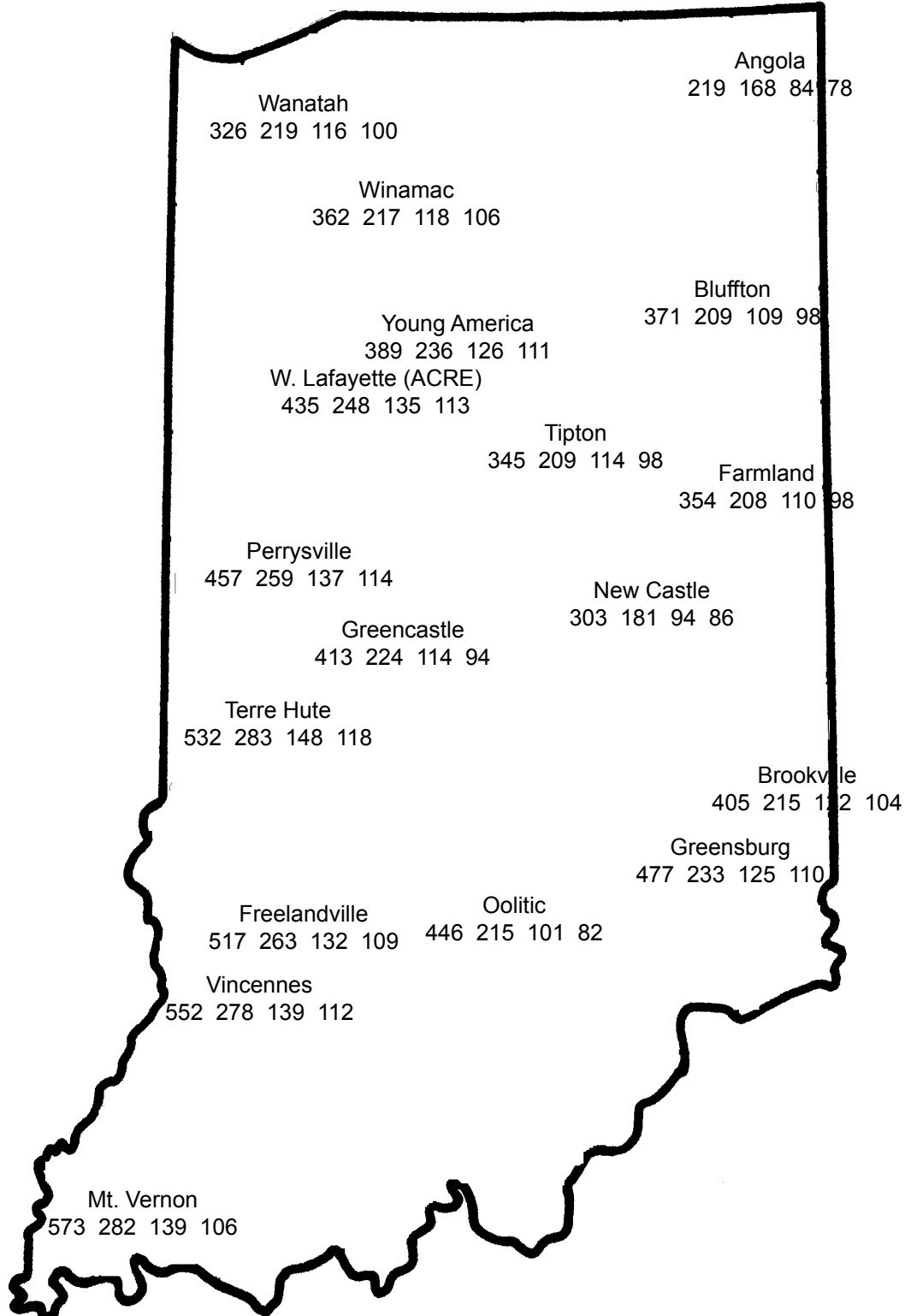
For other information about corn, take a look at the Corn Growers' Guidebook at <www.kingcorn.org>.

Weather Update

Temperatures as of May 11, 2005

MAP KEY			
Location			
HU48	GDD(10)	GDD(35)	GDD(55)

HU48 = heat units at a 48°F base from Jan. 1, for alfalfa weevil development (begin scouting at 200)
 GDD(10) = Growing Degree Days from April 15 (10% of Indiana's corn planted), for corn growth and development
 GDD(35) = Growing Degree Days from April 27 (35% of Indiana's corn planted), for corn growth and development
 GDD(55) = Growing Degree Days from May 4 (55% of Indiana's corn planted), for corn growth and development



DISCLAIMER Reference to products in this publication is not intended to be an endorsement to the exclusion of others which may have similar uses. Any person using products listed in this publication assumes full responsibility for their use in accordance with current directions of the manufacturer. It is the policy of the Purdue University Cooperative Extension Service, David C. Petritz, Director, that all persons shall be treated equally without regard to race, sex, or disability. Purdue University is an Affirmative Action employer.
 1-888-EXT-INFO (398-4636)

<<http://www.ces.purdue.edu/extmedia>>